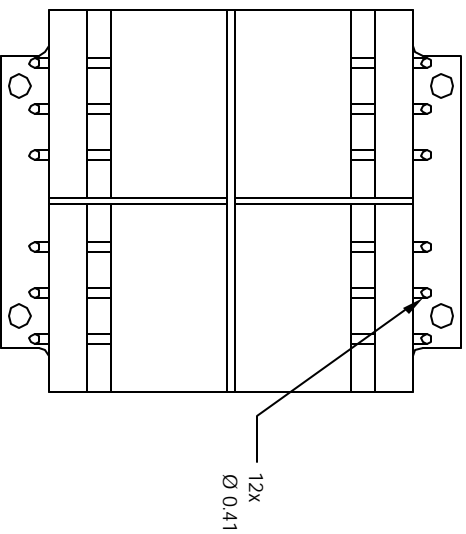
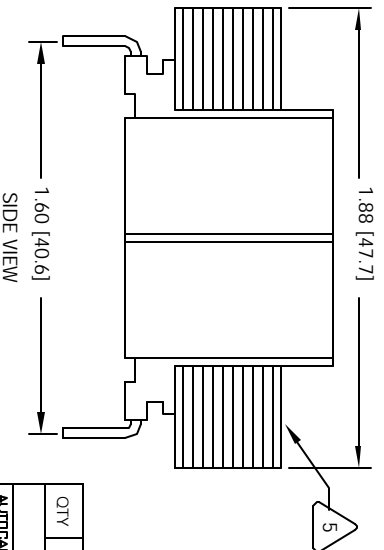
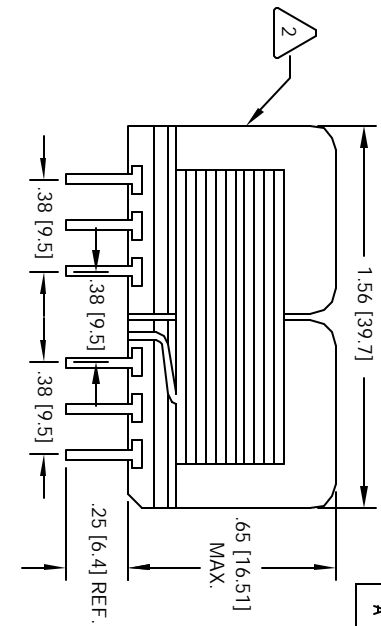
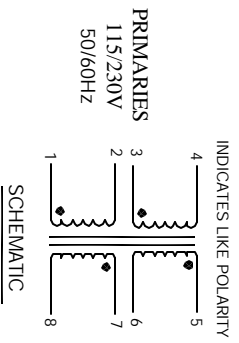


The information contained in this drawing is the sole property of CWS/Epilink and may be reproduced in part or whole without written permission of the manufacturer.

REVISION HISTORY

REV	ECN	DESCRIPTION	BY	DATE	CHK	DATE
A		PRODUCTION RELEASE	TKK	4/15/05	JLJU	4/15/05



5 WHERE SHOWN, USING A PERMANENT MARKING METHOD MARK PART NUMBER AND REVISION

4 CONTACT CWS FOR MORE INFORMATION BUT NOT CERTIFIED OR TESTED BY THESE AGENCIES DESIGNED TO MEET UL, CSA, TUV STANDARDS, CONCENTRIC CONSTRUCTION

3 SPECIFICATIONS @ 25°C
PRIMARY INPUT VOLTAGE (2+3) = 230 VAC, 50/60 HZ
PRIMARY INPUT VOLTAGE (1+3, 4+2) = 115 VAC, 50/60 HZ
PARALLEL CONNECTION (5+7, 6+8) = 12V @ 200 mA
SERIES CONNECTION (6+7) = 24V C.T. @ 100 mA
SECONDARY RMS RATING :-
VOLT-AMPERES RATING = 2.5 VA

2 WIRE: UL RECOGNIZED 130°C RATED MAGNET WIRE
CWS BYTE-MARK OR OTHER APPROVED PART
CORE: 50 Hz / 60 Hz LAMINATION

1 BOBBIN RATING CLASS B (130°C) REQUIRED
MATERIAL: UL RECOGNIZED 94V-0 FOR FLAMMABILITY

NOTES: UNLESS OTHERWISE SPECIFIED,
READ NOTES FROM BOTTOM TO TOP

UNLESS OTHERWISE SPECIFIED	
DIMENSIONING AND TOLERANCES PER ANSI Y14.1M	ALL DIMENSIONS ARE IN INCHES
TOLERANCES UNLESS OTHERWISE SPECIFIED	±.0005
3X TOLERANCE UNLESS OTHERWISE SPECIFIED	±.001
100X TOLERANCE UNLESS OTHERWISE SPECIFIED	±.002
1000X TOLERANCE UNLESS OTHERWISE SPECIFIED	±.005
ANGLE PRECEDENCE	
DO NOT SCALE DRAWING	

QTY	CODE IDENT	MFG. P/N	DESCRIPTION	ITEM NO.
			PARTS LIST	
	AUTOCAD SOLIDWORKS	X		
	SIGN	DATE	1510 E. Edinger Ave. Unit B, Santa Ana, CA 92705	
	DRWN	DATE	CWS Coil Winding Specialist	
	BRND	DATE	Power Transformer	
	ENGR	DATE	EPL Series, 2.5VA, 0.65" High	
	APPR.	DATE		
		DATE	SIZE (INCHES)	REV
		DATE	B	A
		DATE	SCALE	
		DATE	2=1	
		DATE	SHEET 1	OF 1